



Arab Republic of Egypt
Ministry of Communications
and Information Technology

Information and Communications Technology Indicators Bulletin

June 2017 | Quarterly Issue



■ ICT Sector's Infrastructure Indicators

■ ICT Sector's Role in Development

Indicators in Brief

Data item	Unit	Apr-Jun 2016	Jan-Mar 2017	Apr-Jun 2017	Quarterly Growth Rate(%)	Annual Growth Rate(%)
ICT Sector:Infrastructure Indicators						
Mobile Subscriptions	Million	96.22	99.91	100.31	0.39	4.24
Mobile Penetration *	%	108.94	111.61	111.56	-0.06	2.62
Fixed Line Subscriptions	Million	5.93	6.22	6.29	1.22	6.03
Fixed Line Penetration *	%	7.16	7.23	6.82	-0.41	-0.34
Mobile Internet Subscriptions	Million	27.37	30.45	32.07	5.31	17.16
USB Modem Subscriptions	Million	3.41	3.30	3.28	-0.72	-3.92
ADSL Subscribers	Million	4.20	4.49	4.77	6.34	13.6
International Internet Bandwidth	Gbps	1,191.63	1,204.14	1,213.86	0.81	1.87
Number of Post Offices	Post office	3927	3938	3937	-0.03	0.25
ICT Sector's Role in Development						
Capacity Building Program Provided by ITIDA	Thousand Graduates	19.72	20.64	21.36	3.49	8.32

* Growth rates are calculated as the difference between penetration rates in different time intervals.

- The number of internet users reached 33.7 million users with 41.2% penetration rate according to ICT access and use by households and individuals 2016/2017
- The number of tele-centers reached 77 tele-centers

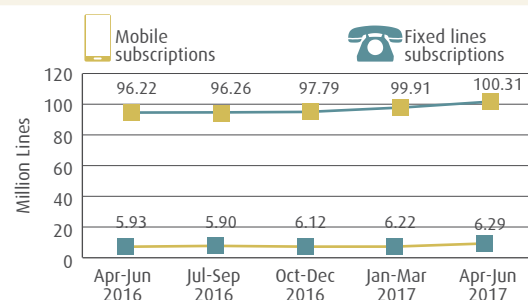
ICT Sector's Infrastructure Indicators

- Mobile subscriptions(April-June 2017):100.31 million.
- Mobile penetration(April-June 2017):111.56%.
- Fixed line subscriptions(April-June 2017):6.29 million.
- Fixed line subscriptions in urban areas(April-June 2017):5.02 million, rural areas 1.27 million.
- Internet users through mobile(April-June 2017):32.07 million.
- USB Modem users(April-June 2017):3.28 million users.
- ADSL subscribers(April-June 2017):4.77 million.
- International Internet bandwidth(April-June 2017): 1,213.86 Gbps.
- Number of post offices(April-June 2017):3937 Post offices.
- Number of beneficiaries of pensions' payment service through post offices(April-June 2017):5.45 million beneficiary.

Fixed Lines and Mobile Subscriptions

■ The number of fixed line and mobile subscriptions was 106.60 million at the end of April-June 2017, compared to 102.16 million at the end of April-June 2016.

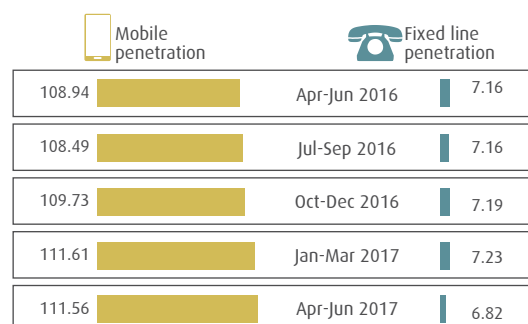
■ The number of mobile subscriptions was 100.31million at the end of April-June 2017, compared to 96.22 million at the end of April-June 2016. The mobile subscriptions recorded 94% of total telephone service.



Source:Ministry of Communications and Information Technology, Telecom Egypt, National Telecom Regulatory Authority

Fixed Line and Mobile Penetration

■ Mobile penetration reached 111.56% at the end of April-June 2017, compared to 108.94% at the end of April-June 2016, representing an annual change rate of 2.62%. On the other hand, fixed line penetration reached about 6.82% by the end of April-June 2017.

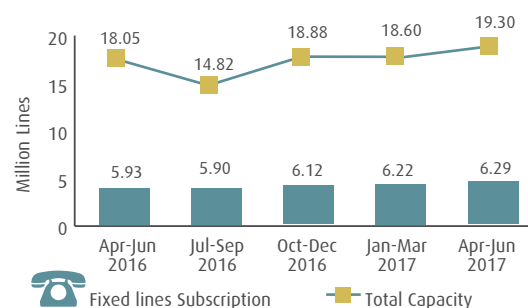


Source:Ministry of Communications and Information Technology, Telecom Egypt, National Telecom Regulatory Authority

Fixed Lines Subscription and Local Exchange Capacity

■ Total number of fixed line subscriptions has reached 6.29 million subscriptions at the end of April-June 2017 compared to 5.93 million subscriptions at the end of April-June 2016.

■ The capacity of local exchanges increased to 19.30 million lines at the end of April-June 2017, compared to 18.05 million at the end of April-June 2016. This represents an annual change of 1.25 million lines and an annual change rate of 6.95%.



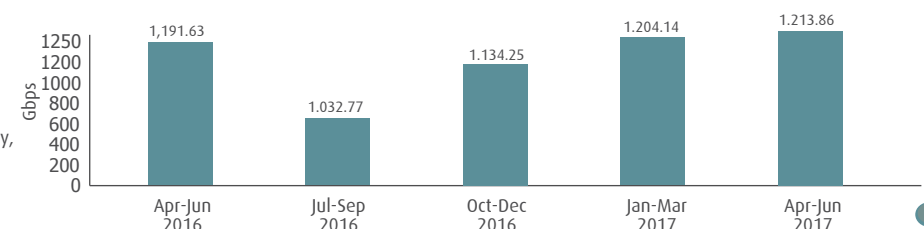
Source:Ministry of Communications and Information Technology, Telecom Egypt



International Internet Bandwidth

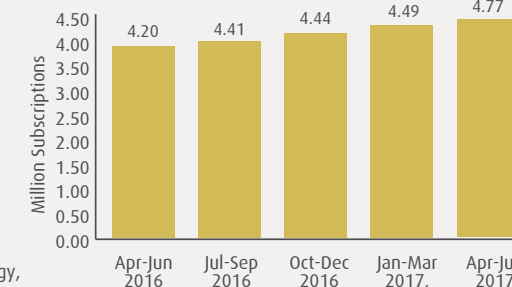
- International Internet bandwidth increased to 1,213.86 Gbps at the end of April-June 2017 compared to 1,191.63 Gbps at the end of April-June 2016 representing an annual growth rate of 1.87%.
- The international internet bandwidth per capita reached 13500.4 bit/sec. per person at the end of April-June 2017 compared to 13491.2 bit/Sec. per person at the end April-June 2016 with an annual growth rate of 0.07%.

Source:Ministry of Communications and Information Technology, National Telecom Regulatory Authority



ADSL Subscriptions

■ The number of ADSL subscriptions reached 4.77 million subscriptions by the end of April- June 2017,compared to 4.20 million subscriptions at the end of April-June 2016 with an annual change 0.57 million and annual change rate 13.6%.

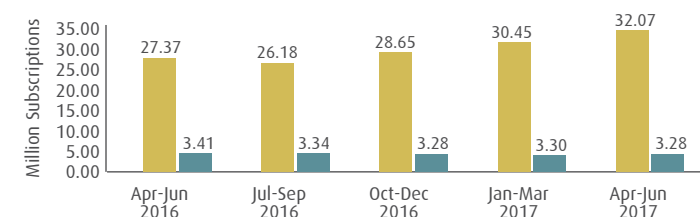


Source:Ministry of Communications and Information Technology, National Telecom Regulatory Authority



Mobile Internet and USB Modem Subscriptions

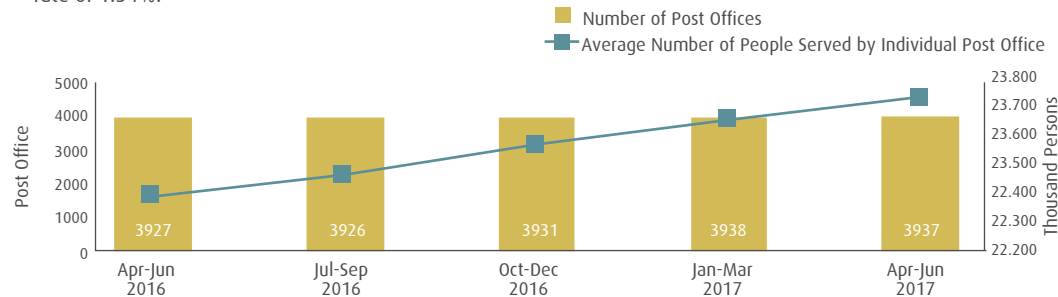
- The number of mobile Internet subscriptions reached 32.07 million subscriptions by the end of April-June 2017, compared to 27.37 million subscriptions at the end of April-June 2016 with an annual change rate 17.16%.
- The number of USB modem subscriptions reached 3.28 million subscriptions by the end of April-June 2017, compared to 3.41 million subscriptions at the end of April-June 2016.



Source:Ministry of Communications and Information Technology, National Telecom Regulatory Authority

■ Mobile Internet Subscriptions
■ USB Modem Subscriptions

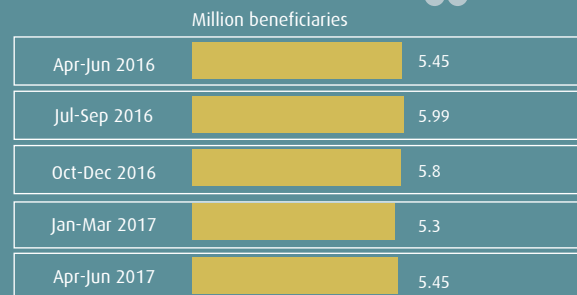
- The total number of post offices increased to 3937 at the end of April-June 2017, compared to 3927 at the end of April-June 2016, reflecting an annual growth rate of 0.25%.
- The average number of people served by individual post offices was 22,838 thousand persons at the end of April-June 2017, compared to 22,492 thousand persons at the end of April-June 2016, representing an annual growth rate of 1.54%.



Source: Ministry of Communications and Information Technology, Egypt Post

Number of Pensions Distributed through Postal Offices

- Number of beneficiaries of pensions distributed through postal offices has increased to about 5.45 million beneficiaries in April-June 2017, compared to about 5.45 million beneficiaries in April-June 2016.



Source: Ministry of Communications and Information Technology, Egypt Post

Number of Newly Established ICT Companies and Issued Capital

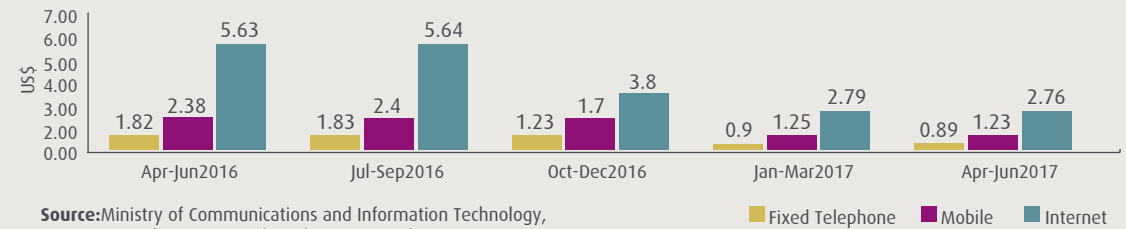
- Number of newly established ICT companies reached 302 companies in April-June 2017, compared to 213 companies in April-June 2016, with an increase of 19 companies.
- Number of issued capital of newly established ICT companies reached 234.62 million EGP in April-June 2017, compared to 52.87 million EGP in April-June 2016.

Apr-Jun 2017		
Total number of newly established ICT companies	Companies	302
Total number of issued capital of newly established ICT companies	Million EGP	234.62

Source: Ministry of Investment, General Authority for Investment and Free Zones.

ICT Services Prices

- The cost of ICT services in Egypt is the monthly cost in Egypt in April-June 2017 was 0.89 USD for fixed lines*, 1.23 USD for mobile services ** and USD 2.76 for Internet service ***.



Source: Ministry of Communications and Information Technology, Central Department for Information and Decision Support.

No actual decrease in any of telecom services' prices has been observed, and the changes in prices compared to previous quarters are attributed to Egyptian pound devaluation against US dollar due to currencies exchange liberation policy, and hence a change in the prices of telecom services amounted in dollars. It is worth mentioning that the new value added tax has been introduced to the figures.

(April-June 2017) data are preliminary.

*The price for residential fixed line is calculated as the monthly subscription charge and the cost of local calls (15 peak and 15 off-peak calls of three minutes each).

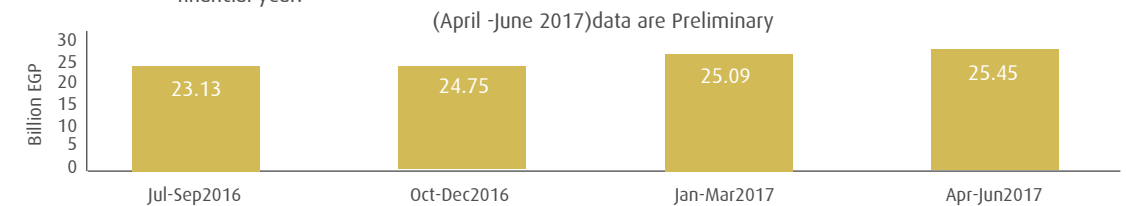
**The mobile-cellular sub-basket refers to the price of a standard basket of mobile monthly usage for 30 outgoing calls per month (on-net/off-net to a fixed line and for peak and off-peak times), plus 100 SMS messages. It is calculated in USD. The mobile-cellular sub-basket is based on prepaid price of the most used package offered by the three mobile operators operating in Egypt.

***The fixed-broadband sub-basket refers to the lowest price of a monthly subscription to an entry-level fixed-broadband plan of the operator with the largest market share. It is calculated in USD.



Total ICT Revenues in current prices

- According to preliminary data, ICT total current revenues are estimated to have reached a value of around 25.45 billion EGP in the fourth quarter of 2016/2017, compared to 23.13 billion EGP realized in the first quarter of the same financial year, with a total of about 98.42 billion EGP of current revenues for the whole financial year. *

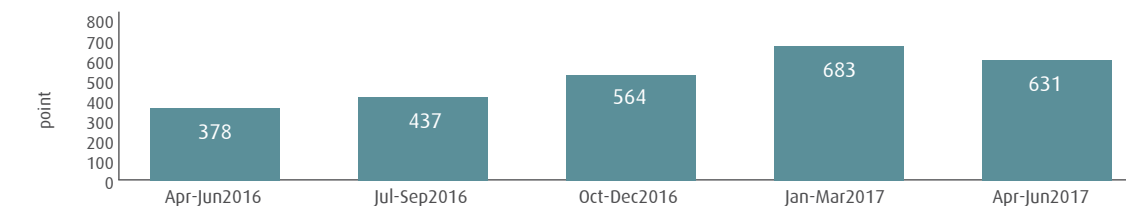


* Revenues of electronic design activities are not included in the figures above, and will be added to ICT national accounts in general in the annual bulletin of the year 2016/2017. (April-June 2017) data are preliminary.

Source: Ministry of Communications and Information Technology - Central Department for Information and Decision Support.

Egypt Stock Exchange Telecommunications Index

- The telecommunications index in Egypt's stock exchange reached 631 points during April-June 2017, compared to 378 points during April-June 2016.



This index includes three companies operating in the ICT Sector and listed in Egypt Stock Exchange. These companies are: Telecom Egypt, Global Telecom Holding and Orascom Telecom Media and Technology Holding.

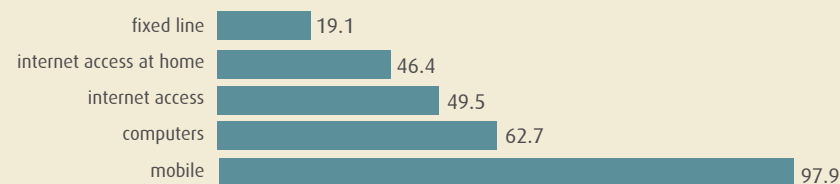
Source: The Egypt's Exchange

The ICT Sector's Role in Development

- Proportion of households with cell phone:97.9%.
- Proportion of households accessing Internet from their homes using fixed broadband(as a% of households with Internet access from home):100%.
- Proportion households using computer:48.7%.
- Proportion households using Internet :41.2%
- Proportion of individuals using cell phones:89.3%
- Proportion of individuals accessing Internet from their homes:38.2%.
- Proportion of individuals using Internet to send information and messages via e-mail:31.4%
- Number of graduates to receive software training by ITIDA till September:21.36 thousand trainees.

Access and Use of ICT in Egyptian Households

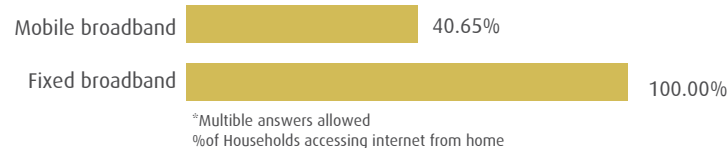
- The proportion of households with a cell phone is about 97.9%, while 19.1% of households have a fixed line. 62.7% of households use computers,49.5% of households with Internet access, and 46.4% with Internet access at home.



Source: "Survey of ICT Usage by Households and Individuals", conducted by the Ministry of Communications and Information Technology (MCIT) in cooperation with the Central Agency for Public Mobilization and Statistics (CAPMAS), 2016/2017.

Households with Internet Access at Home by Type of Access Mode

- The Proportion of households with Internet access at home using Fixed broadband is 100% while 40.6% of households use mobile broadband.



Source: "Survey of ICT Usage by Households and Individuals", conducted by the Ministry of Communications and Information Technology (MCIT) in cooperation with the Central Agency for Public Mobilization and Statistics (CAPMAS), 2016/2017.

Usage of Internet from Home according to Rural and Urban Areas

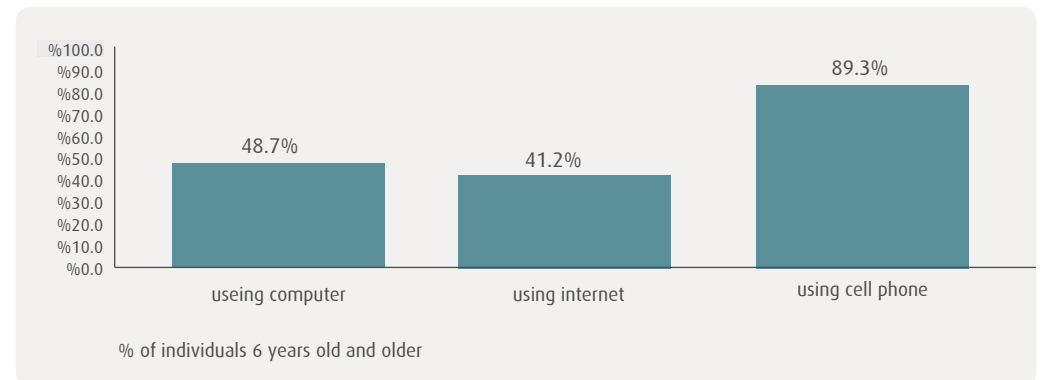
- The percentage of households used the Internet from home in urban 56.3%, while the proportion of household in rural areas 37.7%.



Source: "Survey of ICT Usage by Households and Individuals", conducted by the Ministry of Communications and Information Technology (MCIT) in cooperation with the Central Agency for Public Mobilization and Statistics (CAPMAS), 2016/2017.

Usage of Individuals

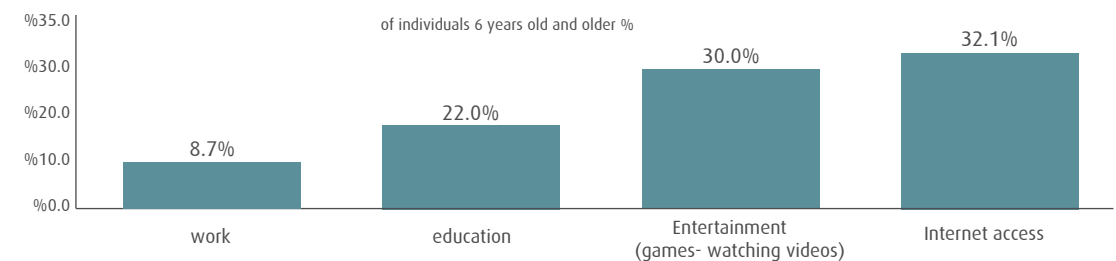
- The proportion of individuals who use computers is 48.7%, while the proportion of individuals who use the Internet is 41.2%, and 89.3% of individuals use cell phones.



Source: "Survey of ICT Usage by Households and Individuals", conducted by the Ministry of Communications and Information Technology (MCIT) in cooperation with the Central Agency for Public Mobilization and Statistics (CAPMAS), 2016/2017.

Activities Undertaken by Individuals Using Computers

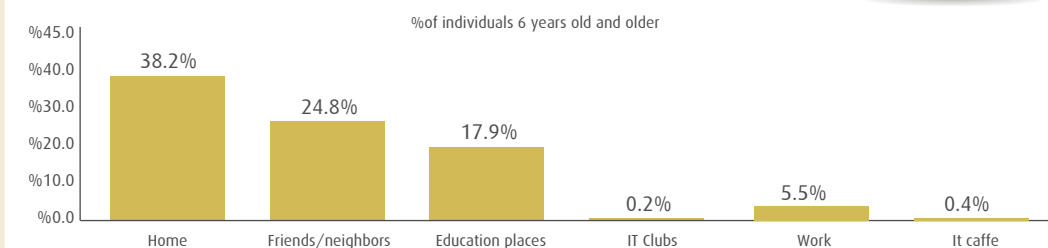
- The proportion of individuals who use computers in Internet access is 32.1%, while the proportion of individuals who use computers in education is 22%, proportion of individuals use computers in entertainment is 30%, and those who use computers in work is 8.7%.



Source: "Survey of ICT Usage by Households and Individuals", conducted by the Ministry of Communications and Information Technology (MCIT) in cooperation with the Central Agency for Public Mobilization and Statistics (CAPMAS), 2016/2017.

Individuals Using Internet by Place of Access

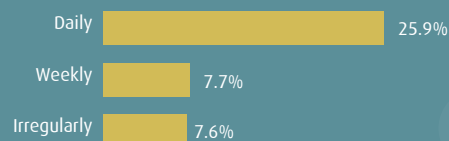
- The proportion of individuals who access the Internet at home is 38.2%, while the proportion of individuals who access the Internet from (friends/neighbors) is 24.8%, and 17.9% of those who access the Internet at educational places.



Source: "Survey of ICT Usage by Households and Individuals", conducted by the Ministry of Communications and Information Technology (MCIT) in cooperation with the Central Agency for Public Mobilization and Statistics (CAPMAS), 2016/2017.

Periodicity in Internet Usage by Individuals

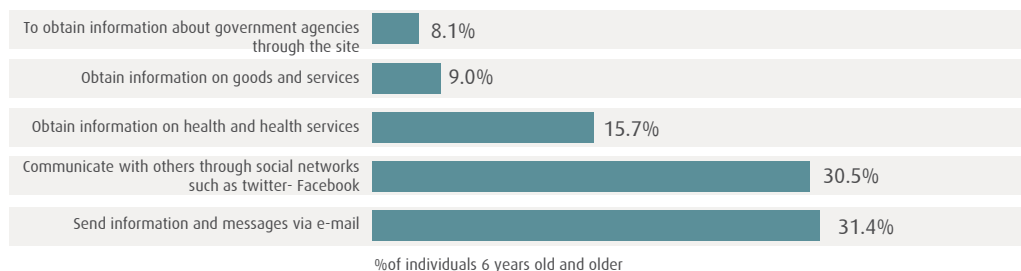
■ Around 25.9% of individuals use the Internet daily, while 7.7% use the Internet weekly and 7.6% use the Internet irregularly.



Source: "Survey of ICT Usage by Households and Individuals", conducted by the Ministry of Communications and Information Technology (MCIT) in cooperation with the Central Agency for Public Mobilization and Statistics (CAPMAS), 2016/2017.

Activities Undertaken by Individuals Using Internet

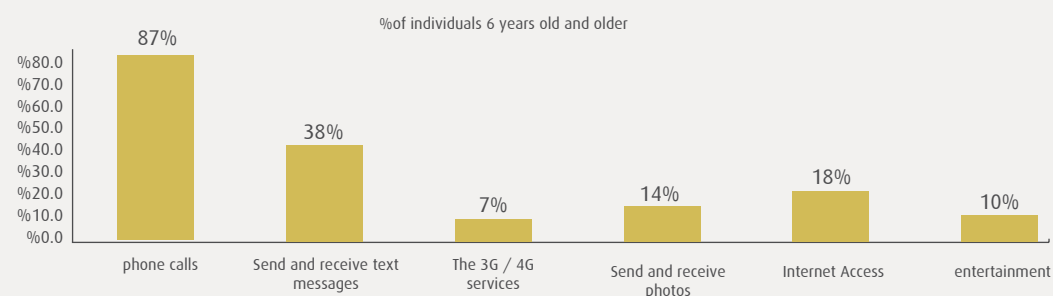
■ The proportion of households using the Internet to communicate with others through social networks such as Twitter-Facebook is 30.5%, while the proportion of households using the Internet in sending information and messages via e-mail is 31.4%, for obtaining information on health and health services is 15.7%, for obtaining information on goods and services is 9%, and for obtaining information about government agencies through the websites is 8.1%.



Source: "Survey of ICT Usage by Households and Individuals", conducted by the Ministry of Communications and Information Technology (MCIT) in cooperation with the Central Agency for Public Mobilization and Statistics (CAPMAS), 2016/2017.

Activities Undertaken by Individuals Using Cell Phones

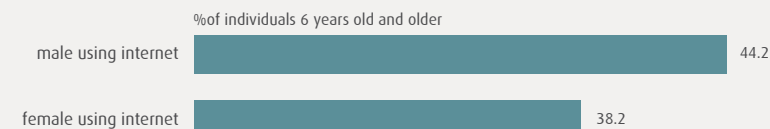
■ The proportion of individuals who use cell phones in phone calls is 87%, while the proportion of those who use them in send and receive text messages is 38%, and for Internet access is 18%.



***Source:** "Survey of ICT Usage by Households and Individuals", conducted by the Ministry of Communications and Information Technology (MCIT) in cooperation with the Central Agency for Public Mobilization and Statistics (CAPMAS), 2016/2017.

Individuals Using Internet by Gender

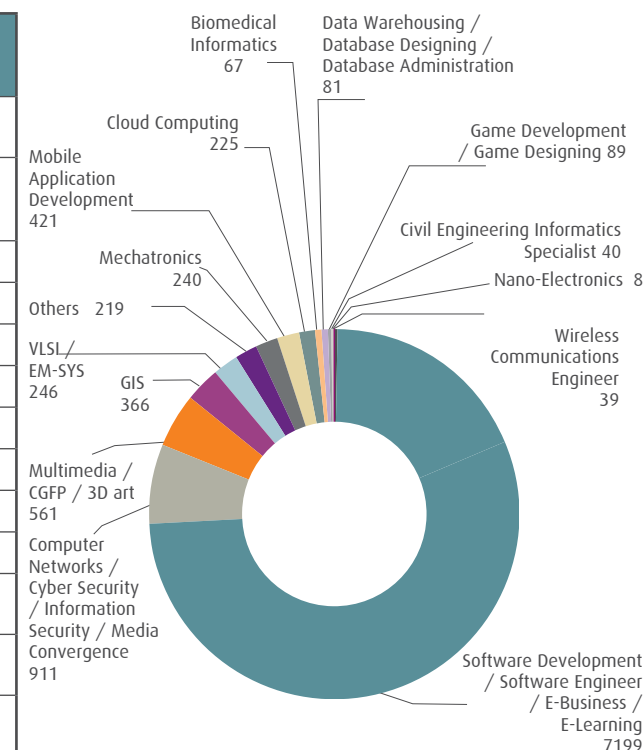
■ The proportion of males who use the Internet is 44.2%, while the proportion of females who use the Internet is 38.2%.



***Source:** "Survey of ICT Usage by Households and Individuals", conducted by the Ministry of Communications and Information Technology (MCIT) in cooperation with the Central Agency for Public Mobilization and Statistics (CAPMAS), 2016/2017.

Capacity Building Program Provided by Information Technology Institute (ITI)

Training Track	2015	2016
Software Development/ Software Engineer/ e-Business/e-Learning	6672	7199
Computer Networks/Cyber Security/ Information Security /Media Convergence	829	911
Multimedia/CGFP /3D art	520	561
GIS	354	366
VLSI / EM-SYS	246	246
Others	219	219
Mechatronics	224	240
Mobile Application Development	348	421
Cloud Computing	198	225
Biomedical Informatics	67	67
Data Warehousing/ Database Designing/Database Administration	66	81
Game Development/Game Designing	68	89
Civil Engineering Informatics Specialist	29	40
Wireless Communications Engineer	26	39
Nano-Electronics	8	8
Total	9874	10712



Source: Ministry of Communications and Information Technology- Information Technology Institute

*According to the latest figures.

ICT Sector's Infrastructure Indicators

- Mobile subscribers increased to 100.31 million in April-June 2017, compared to 96.22 million in April-June 2016, representing an annual change rate of 4.24%.
- Mobile penetration reached 111.56% in April-June 2017, compared to 108.94% in April-June 2016, representing an annual change rate of 2.62%.
- Mobile Internet subscriptions increased to 32.07 million in April-June 2017, compared to 27.37 million in April-June 2016, representing an annual change rate of 17.16%.
- USB Modem subscriptions increased to 3.28 million in April-June 2017 compared to 3.41 million in April-June 2016, representing an annual change rate of 3.92%.
- ADSL subscribers increased to 4.77 million in April-June 2017, compared to 4.20 million in April-June 2016, representing an annual change rate of 13.6%.

ICT Sectors Role in Development

- The percentage of households using computers reached 62.7% while the percentage of households with mobile broadband reached 40.6%.
- The percentage of households accessing the Internet from their homes in urban areas reached 56.3 and 37.7% in rural areas.
- The percentage of households using computers in educational purposes reached 22%.
- The number of graduates who receive software training till April-June 2017: 21.36 thousands graduates.